

2023
2024



Impact Report



Hillsborough County
PUBLIC SCHOOLS
Preparing Students for Life

Message from the District

Hillsborough County Public Schools is pleased to present the 2023-2024 Impact Report, offering a summary of our educational journey throughout the previous school year. As we contemplate the achievements and challenges of the past year, we eagerly anticipate the opportunities that lie ahead.

We extend a warm invitation to explore this report and join us in applauding the accomplishments of our dedicated students, staff, and community members who have played pivotal roles in our school district's success to create the best classroom experience for our students.

2023-2024 School Board



Karen Perez
District 6,
Board Chair



Jessica Vaughn
District 3,
Board Vice Chair



Nadia Combs
District 1



Stacy Hahn, PhD
District 2



Patti Rendon
District 4



Henry Washington
District 5



Lynn Gray
District 7



Van Ayres
Superintendent

Mission

To provide an education and the supports that enable each student to excel as a successful and responsible citizen.

Academic Excellence



28

ALL high schools rank **top in the nation** by *U.S. News & World Report*.



32

middle schools earn **Best Middle Schools** badge for placing among top 40% in state by *U.S. News & World Report*.



61

elementary schools earn **Best Elementary Schools** badge for placing among top 40% in state by *U.S. News & World Report*.



27

magnet schools named as **top magnet programs** in the nation by *Magnet Schools of America*.



38

recognized as 2022-23 **Schools of Excellence** by Florida State Board of Education.



4

magnet schools received **The Project Lead the Way National Distinguished School Award**.

39

seniors named **National Merit Scholarship winners** by the National Merit Scholarship Corporation.



Among the best in the state.

Dr. Clayton Nylund named one of five finalists for **Florida Teacher of the Year** by the **Florida Department of Education**.



Best in the Nation.

Turner-Bartels K-8 Student, **Bruhat Soma**, won the **2024 Scripps National Spelling Bee**.

By the numbers.

96.5%

percentage of schools receiving an **A**, **B**, or **C** school grade from FLDOE. Up from 84% previous year.

↑5

increase in the number of schools receiving an **A** school grade from the FLDOE. Up to 62 from 57 previous year.

↑4

increase in the number of schools receiving a **B** school grade from the FLDOE. Up to 42 from 38 previous year.

Florida Department of Education (FLDOE) School Grades

↑5%

increase in 3rd graders demonstrating at or above grade level expectation for **reading** on FAST PM3.

↑2%

increase in 3rd through 10th graders demonstrating at or above grade level expectation for **reading** on FAST PM3.

↑3%

increase in 8th graders demonstrating at or above grade level expectation for **reading** on FAST PM3.

Florida Assessment for Student Thinking (FAST) Student Proficiency

16,450

students served by **Adult Education for Adult Credit, GED, and ESOL students**, a 37% increase from 2022-23.

↑59%

increase in credits K-12 students earned through **Credit Recovery and our Graduation Advance Program (GAP)**.

450

high school students earned credits needed to graduate through new **GAP classes** available on their campus.

Graduation Advance Program & Adult Education

4,000

classrooms upgraded with **Audio Enhancement systems**.

49,000

student laptops added and nearly 2,000 iPads throughout the district.

7,000

classrooms upgraded to **Newline Smart Panels** replacing dated whiteboards.

Classroom Technology

1,620

students this fall will attend district's brand new **Kenneth E. Adum Pre K-8 Magnet School**.

754

number of **construction and renovation projects** completed to date that were funded by the 2018 Half-Penny Sales Tax.

29

million **air-conditioned square footage** the school district maintains 365 days a year - equivalent to 14,000 2,000 sq. ft. residential homes.

Operations & Facilities



14,000

high school seniors
received their diplomas

433

high school seniors received International
Baccalaureate® (IB) diploma

1,933

high school seniors earned their
biliteracy seals at graduation



28,000

AP exams were given. 1,000 more
than the previous year with an 8%
increase in the pass rate

20,500

Cambridge AICE exams were
given in the spring

18,500

high school seniors
earned industry certifications

20,000

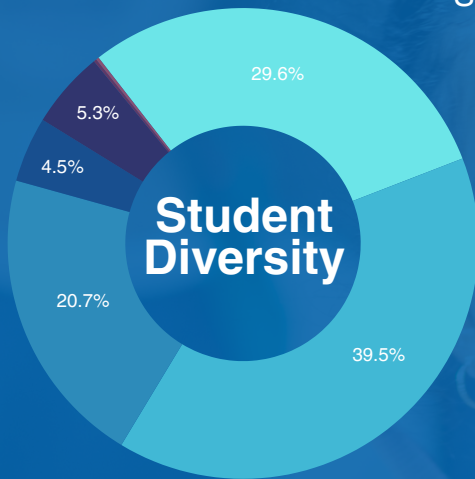
dual enrollment courses were taken,
impacting 6,800 students



School District Profile

224,152

Student enrollment 2023-24



- White
- Hispanic/Latino
- Black
- Asian
- Multi-Racial
- American Indian/Alaska Native
- Native Hawaiian/Pacific Islander



194
Languages
Spoken

Largest employer in the county with **23,000** Employees including over **13,000** Teachers

3rd largest school district in state

7th largest school district in the nation



274 Schools

- 137** K-5 Elementary
- 45** Middle
- 28** High
- 9** K-8
- 4** Career Centers
- 4** Technical Colleges
- 54** Charters

Includes:

- 14** International Baccalaureat (IB) Programs
(adding 1 more in 2024-25)
- 33** Cambridge AICE Programs
(adding 4 more in 24-25)
- 41** Magnet Schools
(adding one in 2024-25)



Florida
PURPLE
STAR
CAMPUS

21 Purple Star
Schools of
Distinction. Up from
9 in previous year.

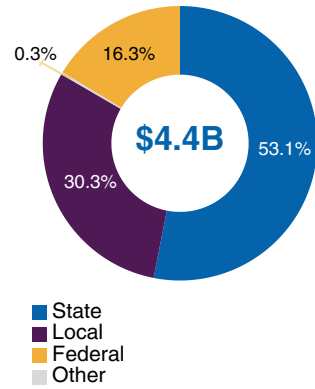


78,000

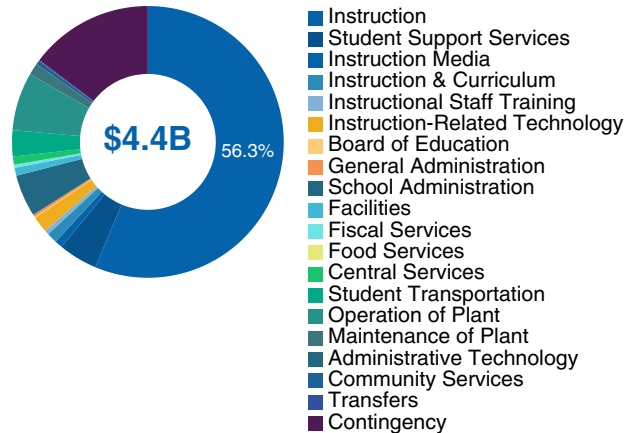
Students transported
to school each day

2023-24 Budget

Funding Sources



Expenditures



Fiscal Responsibility

Operating with a **balanced budget**

Fund balance **healthy and stable**

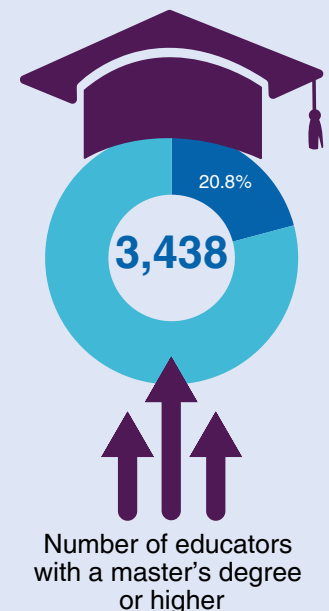
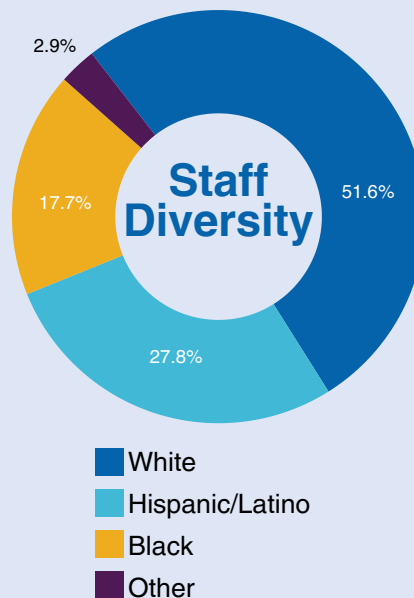
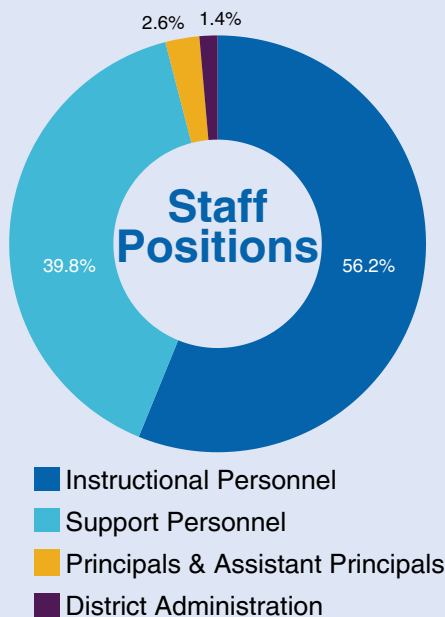
Clean financial statement **audit with NO findings**

Bond rating **upgraded from A- to A**

224,152 Students

\$8,667.66 Total Per Student Funding 2023-2024

2023-2024 District Staff



98% of schools have a Wellbeing4U champion to encourage staff wellness.



Recognized for our comprehensive program that produces results.



Recognized for a **culture of health and well-being** by the American Heart Association.

Parent & Family Satisfaction

78%

of parents say their child's school provides a safe learning environment. 4% above national average

77%

of parents say their child's teacher challenge their child to do their best work. 2% above the national average

95%

of parents would recommend their child's school to a friend or neighbor.

75%

of parents say school leaders follow through on programs and initiatives. 5% above the national average

71%

of parents say they trust their school is providing the best educational experience for their child. 3% above the national average

81%

of parents say their child's school is clean and well maintained. 2% above the national average

Source: Insight Family Survey, 2023-2024



hillsboroughschools.org



Follow us on social media:
[@hillsboroughsch](https://twitter.com/hillsboroughsch)